


## KNOTTING FOUR

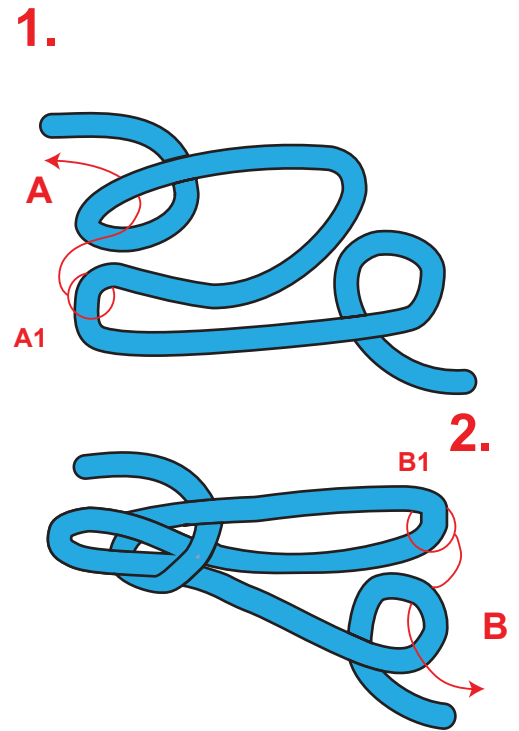
### Fisherman's Knot



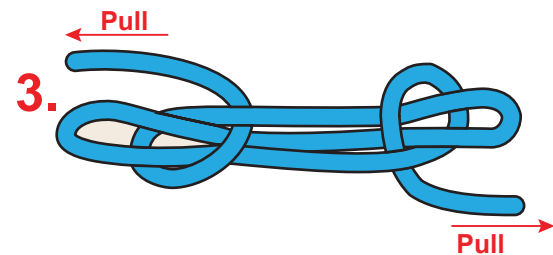

Lie the ropes next to each other. Tie a thumb knot over the other rope on either side. Pull the thumb knots tight. Pull the two ropes ends until the thumb knots meet.

### Sheepshank

Take up slack in rope and make underhand loops as shown at A and B. Pass bight A1 through loop A, and bight B1 through loop B. Pull free ends of rope in opposite directions. Maintain tension on knot.



### Long Rope Hank



Coil the rope in your hand. Take a loop from the back of the coil and wrap around the bundle of coiled rope. Pull the end of the loop through the top of the coil and pull tight.